

4

3

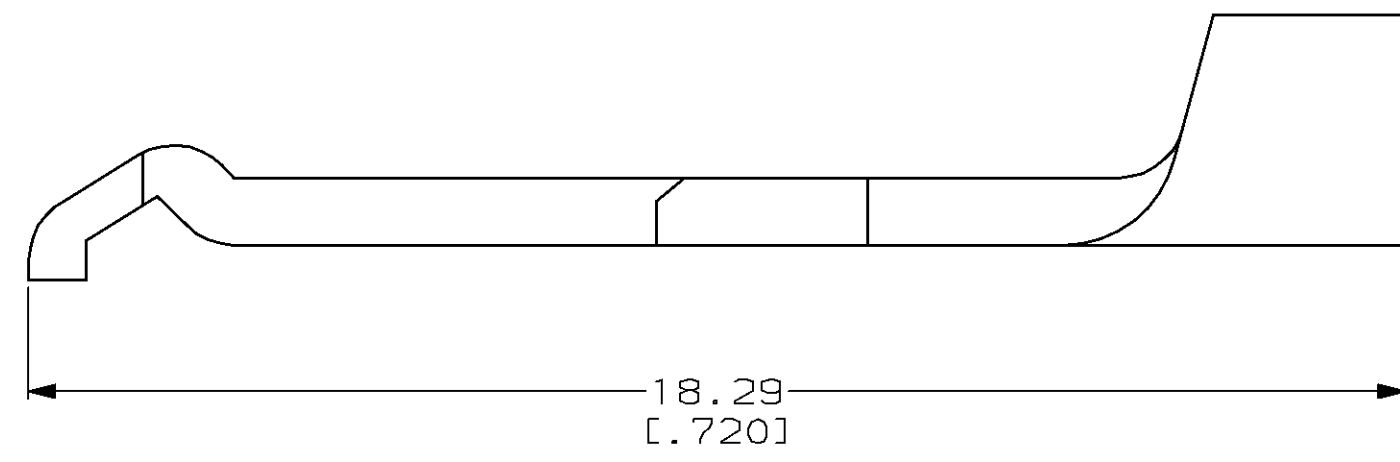
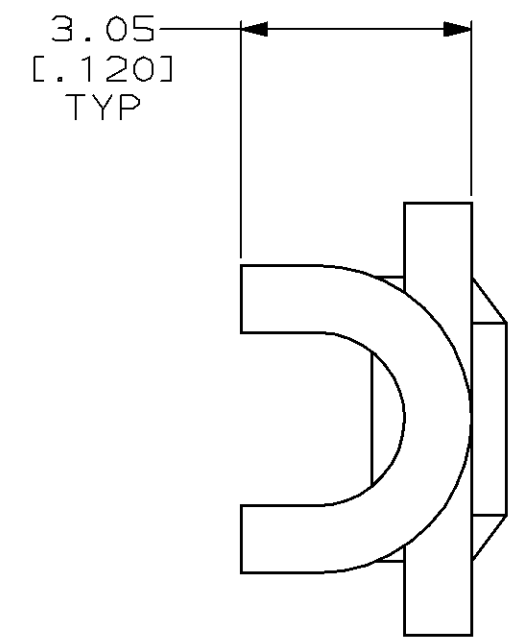
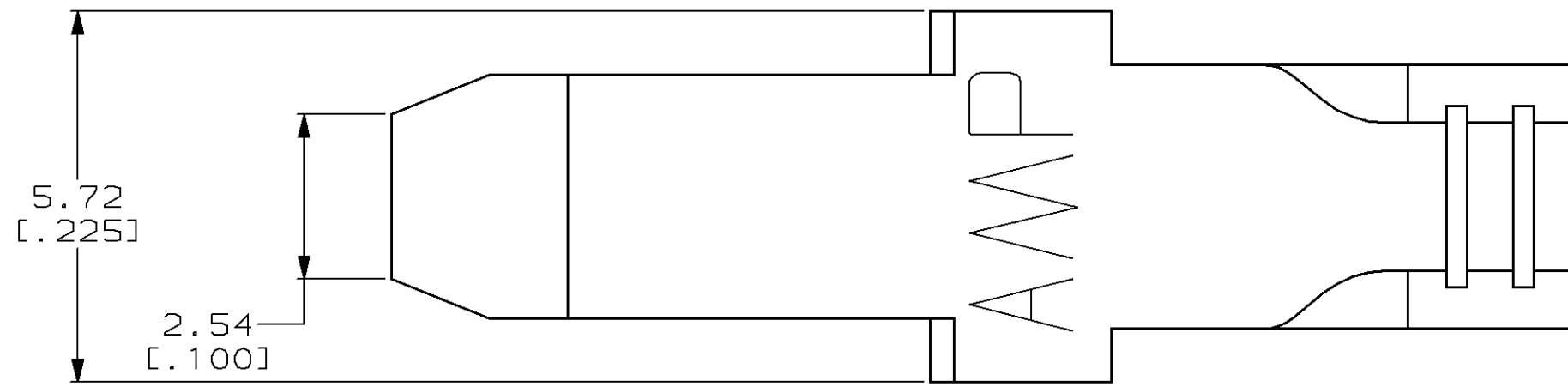
2

1

THIS DRAWING IS UNPUBLISHED. RELEASED FOR PUBLICATION ,19 .

© COPYRIGHT 19 BY AMP INCORPORATED. ALL RIGHTS RESERVED.

LOC	DIST	REVISIONS			
P	LTR	DESCRIPTION	DATE	DWN	APVD
FT	60	E	REDRAWN & REV PER EC 0320-74-97	15 APR 97	-



1. CONTACT TO BE USED WITH HOUSING 53894.

54329-1  
PART NUMBER

THIS DRAWING IS A CONTROLLED DOCUMENT.		DWN	M. BINNER	15 APR 97	<b>AMP</b> AMP Incorporated Harrisburg, PA 17105-3608
DIMENSIONS: mm [INCHES]		CHK	R. STONE	24 APR 97	
TOLERANCES UNLESS OTHERWISE SPECIFIED:		APVD	M. MCALONIS	22 MAY 97	
	0 PLC ±-	PRODUCT SPEC		NAME	
	1 PLC ±-	108-11026		CONTACT, SOLDER BARREL	
	2 PLC ±0.38 [.015]	APPLICATION SPEC		SERIES 1, POWER LOCK	
	3 PLC ±-	114-6032		SIZE	CAGE CODE
4 PLC ±-	WEIGHT		A3 00779		C=54329
ANGLES ±-	CUSTOMER DRAWING		SCALE	4:1	SHEET 1 OF 1
MATERIAL	COPPER	FINISH		RESTRICTED TO	
		5.08µm [.000200]		-	
		MIN SILVER		REV E	